
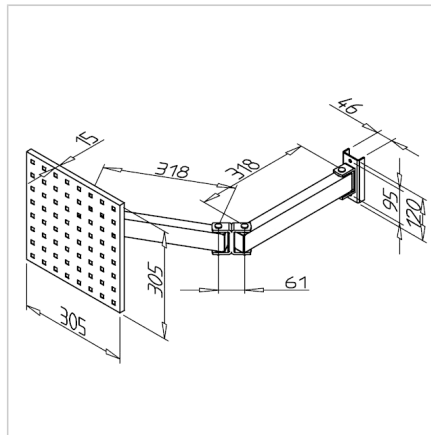



WORKPIECE CARRIER, ESD - DESIGN DOUBLE JOINT SWIVEL CANTILEVER

Code: 320510/6

ESD tooling plate on holder ensures safe tool storage, protects against static, and keeps the workstation organized.

[Link to the product →](#)



Technical data/items supplied

- Steel, powder-coated, grey
- Square hole perforation 10 x 10 mm at 38 mm grid pattern
- Fastening material
- Load capacity 150 N
- Weight = 4.100 kg/piece

Applications

- For tool holders in gripping reach
- Provision of tools at workplace

Assembly

- Fasten to the portal structure